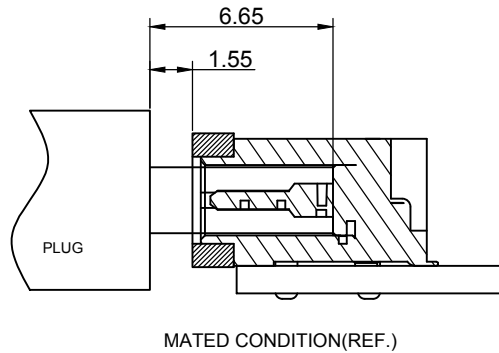
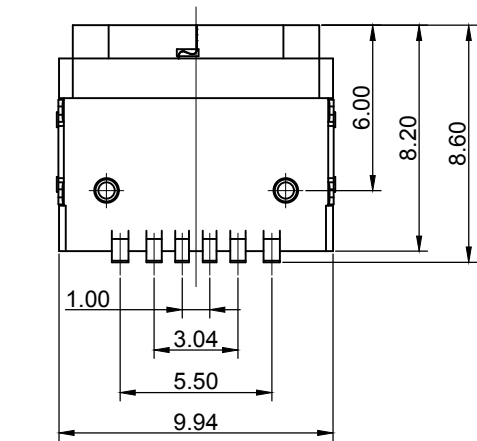
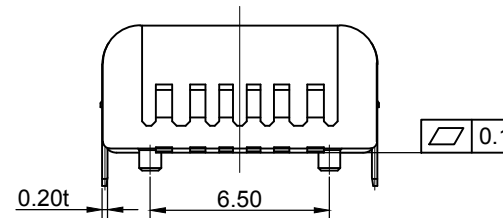
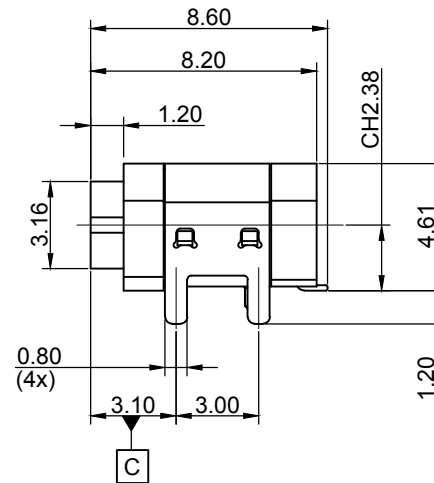
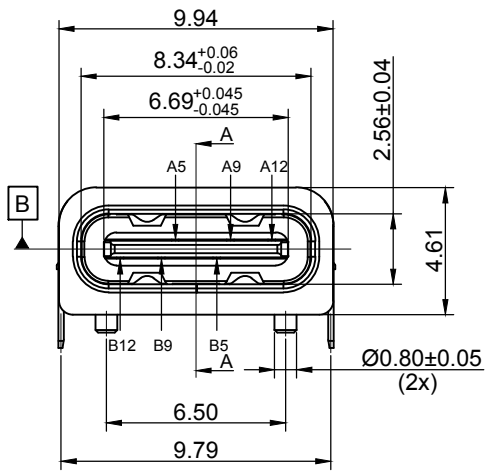
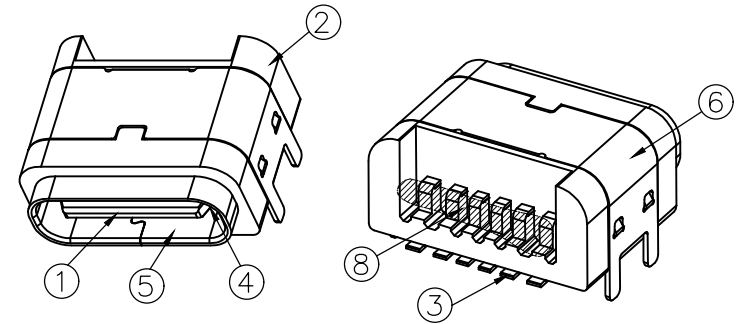
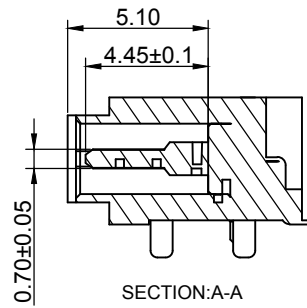
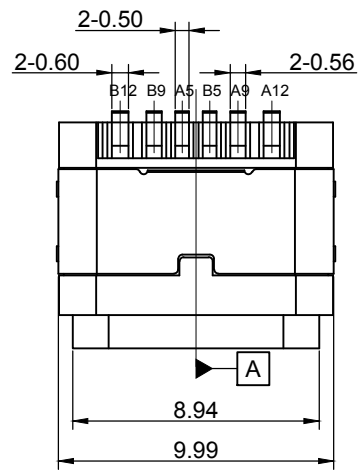



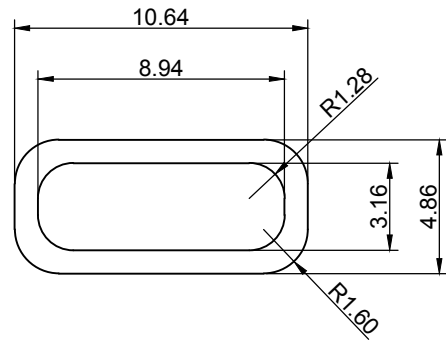
REV	ECN No.	DATE	REMARK
B	NEW	2024.03.29	增加防水机壳建议尺寸



7	胶水	--	环氧胶	BLACK
6	OUT SHELL	1PCS	STAINLESS STEEL SUS304 T=0.30mm	NI 30u"MIN Plated
5	INSIDE SHELL	1PCS	STAINLESS STEEL SUS301 T=0.20mm	NI 30u"MIN Plated
4	MID PLATE	2PCS	STAINLESS STEEL SUS301 T=0.15mm	--
3	CONTACT	1SET	COPPER ALLOY C2680 T=0.15mm	AU 1U"PLATED ON VONCONTACT AREA TIN PLATED ON SOLDER AREA; NICKEL 50U"MIN UNDERPLATING OVER ALL.
2	SHELL HOUSING	1PCS	HIGH TEMPERATURE PLASTIC LCP	UL94V-0 BLACK
1	HOUSING	1PCS	HIGH TEMPERATURE PLASTIC LCP	UL94V-0 BLACK
NO.	DESCRIPTION	QTY	MATERIAL	REMARKS

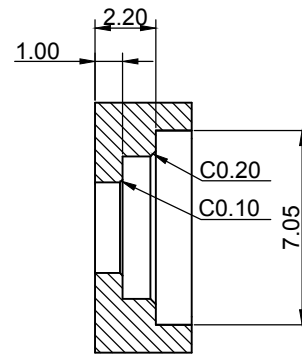
GENERAL TOLERANCES (UNLESS SPECIFIED)		DRAWN BY: HuangXiaoHao		Date: 2024.03.29		深圳市中科兴达科技有限公司 Shenzhen Zhongke Xingda Technological Co.Ltd.	
X.XXX	±0.10	CHECKED BY: liuzongliang		Date: 2024.03.29			
X.XX	±0.25	APPROVED BY: Jacky		Date: 2024.03.29		TITLE USB TYPE-C FEMALE 6PIN TOP-MOUNT CH2.38 WATERPROOF IP67	
X.X	±0.30	THIRD ANGLE PROJECTION		UNT		PART NO. SEE THE PART NUMBER CODE	
ANGULAR	±3°	mm		SCALE 1:1		DWG NO. CFW06-008-02	
						DRAWING SHEET NO. REV. A4 1 OF 3 A	

REV	ECN No.	DATE	REMARK
B	NEW	2024.03.29	增加防水机壳建议尺寸

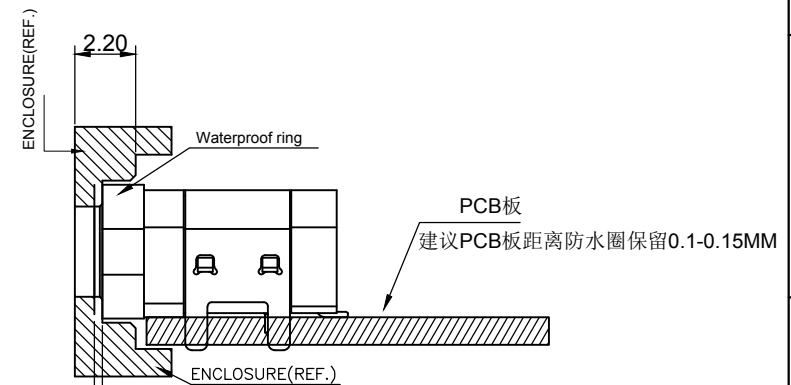
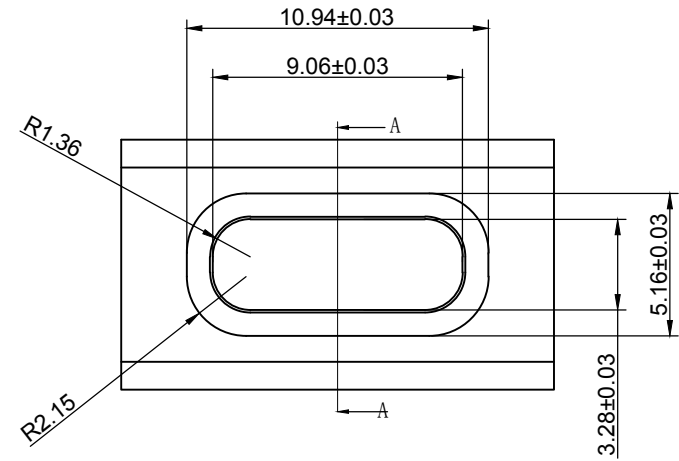


防水圈

1. 料号:GJ002GBP-02
2. 材质: 硅胶
3. 硬度: 60A
4. 颜色: 黑色



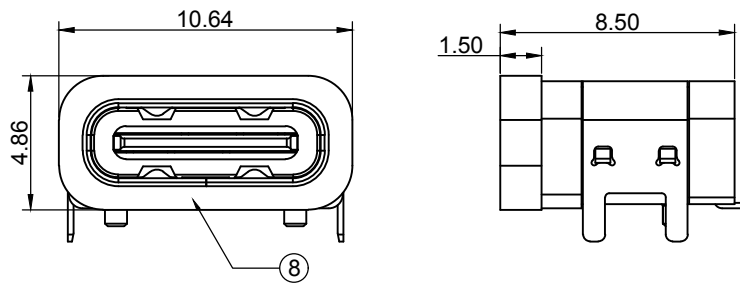
SECTION:A-A



压缩量0.30
胶圈与机壳
建议周边干涉量

RECOMMENDED SCHEMATIC DRAWING
OF CONNECTOR MATCH CHASSIS

加防水圈示意图



GENERAL TOLERANCES (UNLESS SPECIFIED)		DRAWN BY: HuangXiaoHao	Date: 2024.03.29	深圳市中科兴达科技有限公司 Shenzhen Zhongke Xingda Technological Co.,Ltd.
X.XXX	±0.10	CHECKED BY: liuzongliang	Date: 2024.03.29	
X.XX	±0.25	APPROVED BY: Jacky	Date: 2024.03.29	TITLE USB TYPE-C FEMALE 6PIN TOP-MOUNT CH2.38 WATERPROOF IP67
X.X	±0.30			PART NO. SEE THE PART NUMBER CODE
ANGULAR	±3°			DWG NO. CFW06-008-02
THIRD ANGLE PROJECTION	UNT	SCALE	1:1	DRAWING SHEET NO. REV.
	mm			A4 3 OF 3 A

REV	ECN No.	DATE	REMARK
B	NEW	2024.03.29	增加防水机壳建议尺寸

- SPECIFICATIONS:
- ELECTRICAL PERFORMANCE:
 - CURRENT RATING:5 A
 - VOLTAGE RATING:20V DC/AC (RMS. MAX)
 - CONTACT RESISTANCE: 40MΩ MAX INITIAL.
50MΩ MAX AFTER TEST
 - DIELECTRIC WITHSTANDING VOLTAGE: 100V AC
 - INSULATION RESISTANCE:100MΩ MIN
 - MECHANICAL PERFORMANCE:
 - INSERTION FORCE: 5~20N.
 - EXTRACTION FORCE: 8~20N.
 - DURABILITY: 10000 CYCLES.
 - ENVIRONMENTAL PERFORMANCE:
 - OPERATING TEMPERATURE: -30°C~+85°C.
 - IR REFLOW:

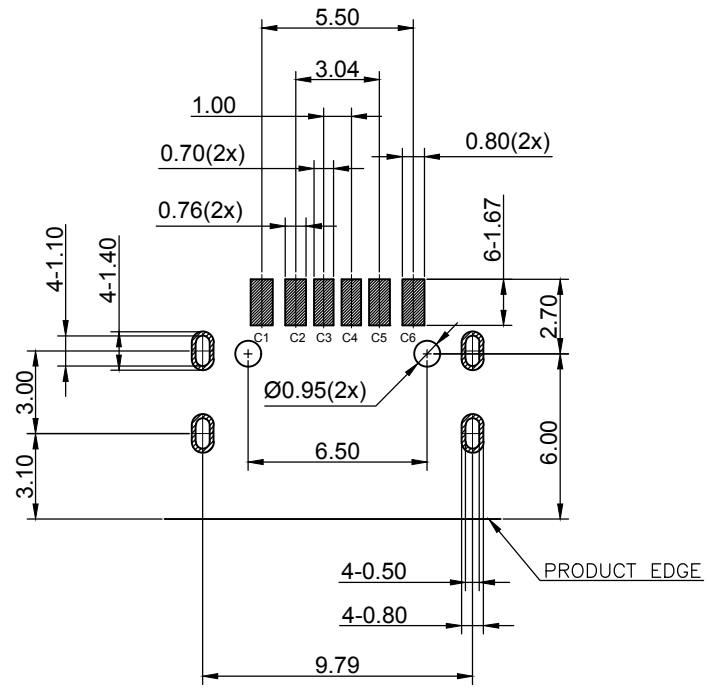
THE PEAK TEMPERATURE ON THE BOARD SHALL BE MAINTAINED FOR 10 SECONDS AT 260°C.
 - COMPLIANCE WITH ROHS REQUIREMENTS.
 - SALT SPRAY:24H
 - WATERPROOF GRADE: IP67

Ordering Information:
CFW 06 - 008 S L B 01 X - 02
1 2 3 4 5

- PRODUCT TYPE:
W:WATERPROOF
- PIN NO.:
6:6PIN
- HOUSING COLOR:
B:BLACK
- CONTACTS PLATED:
01:CONTACT AREA: AU 1U"
SOLDER TAILS:TIN
- PACKING OPTIONS:
VR:TAPE & REEL+VACUUM PACKAGING

PIN ASSIGNMENT:

PIN NO	A1&B12	A4&B9	A5	B5	A9&B4	A12&B1
SIGNAL NAME	GND	VBUS	CC1	CC2	VBUS	GND
PCB PAD NO.	C1	C2	C3	C4	C5	C6



RECOMMEND P.C.B LAYOUT (COMPONENT SIDE)
TOLERANCE FOR PCB LAYOUT IS ±0.05
PCB THICKNESS:1.2MM

GENERAL TOLERANCES (UNLESS SPECIFIED)		DRAWN BY: HuangXiaoHao	Date: 2024.03.29	深圳市中科兴达科技有限公司 Shenzhen Zhongke Xingda Technological Co.,Ltd.
X.XXX	±0.10	CHECKED BY: liuzongliang	Date: 2024.03.29	
X.XX	±0.25	APPROVED BY: Jacky		Date: 2024.03.29
X.X	±0.30	ANGULAR ±3°		
THIRD ANGLE PROJECTION		UNT	SCALE	TITLE: USB TYPE-C FEMALE 6PIN TOP-MOUNT CH2.38 WATERPROOF IP67 PART NO. SEE THE PART NUMBER CODE DWG NO. CFW06-008-02
		mm	1:1	DRAWING: A4 SHEET NO. 2 OF 3 REV. A